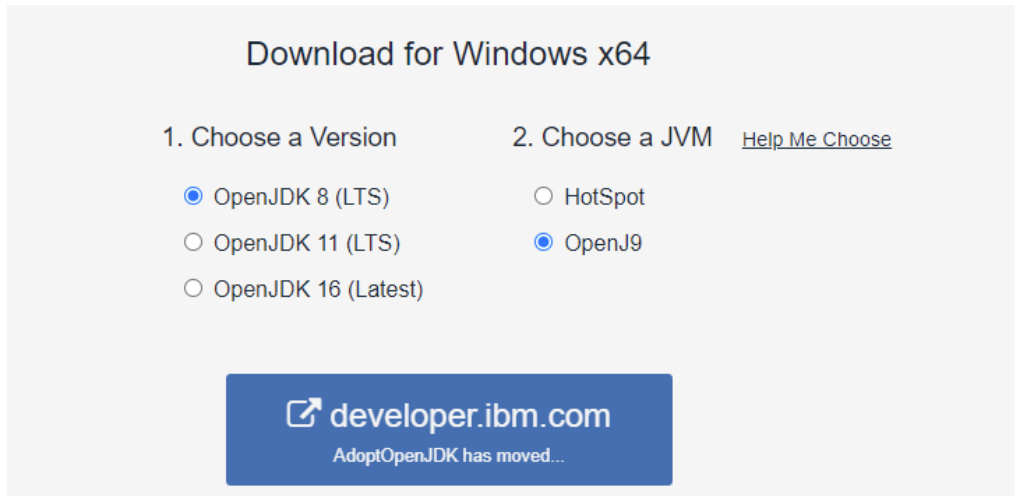


# Installing OpenJDK – 02/07/2022

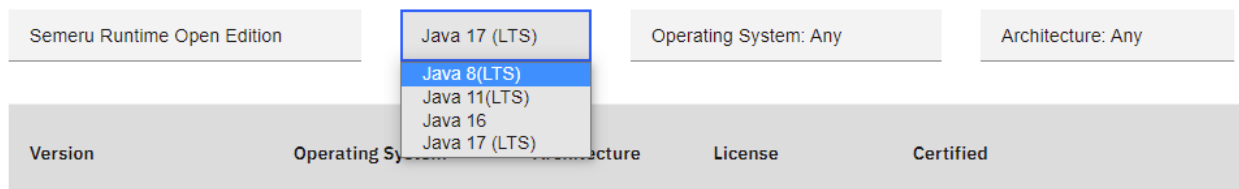
1. In your browser, go to <https://adoptopenjdk.net>
2. Select **OpenJDK 8 (LTS)** and **OpenJ9**.
3. Click the blue button labeled **developer.ibm.com**



4. Click the **Java** button and select **Java 8(LTS)**

## IBM Semeru Runtime Downloads

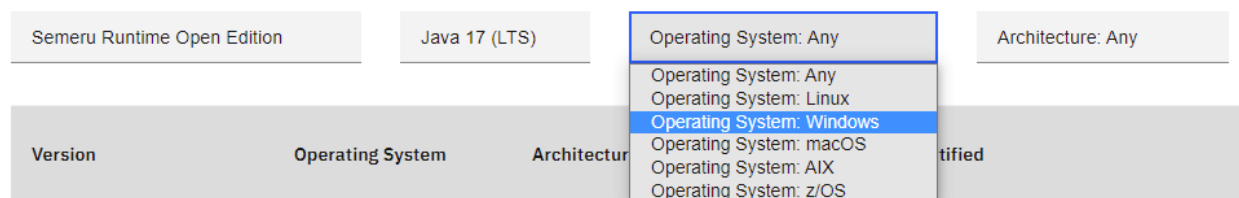
To verify these packages, download our public keys and follow the instructions on how to [verify IBM Semeru Runtimes](#).



5. Click the **Operating System** button and select **Windows**.

## IBM Semeru Runtime Downloads

To verify these packages, download our public keys and follow the instructions on how to [verify IBM Semeru Runtimes](#).



- Click the **Architecture** button and select **X64**.

## IBM Semeru Runtime Downloads

To verify these packages, download our public keys and follow the instructions on how to [verify IBM Semeru Runtimes](#).

The screenshot shows the top part of the IBM Semeru Runtime Downloads page. There are four filter buttons: "Semeru Runtime Open Edition", "Java 8(LTS)", "Operating System: Windows", and "Architecture: Any". A dropdown menu is open under the "Architecture" button, showing three options: "Architecture: Any", "Architecture: x86", and "Architecture: x64". Below the filters is a table header with columns: "Version", "Operating System", "Architecture", "License", and "Certified".

- Click on the **JDK msi** link to download the file.

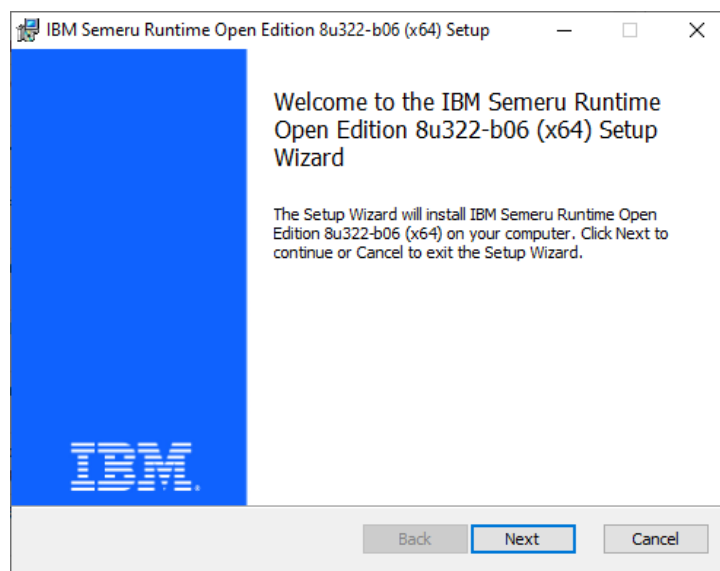
## IBM Semeru Runtime Downloads

To verify these packages, download our public keys and follow the instructions on how to [verify IBM Semeru Runtimes](#).

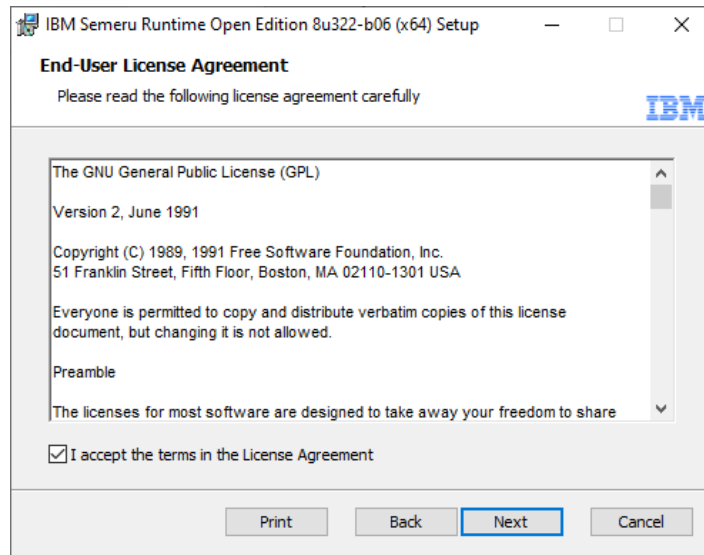
The screenshot shows the same page as above, but with the "Architecture: x64" filter selected. The table below the filters has columns: "Version", "Operating System", "Architecture", "License", "Certified", "JDK", "zip", and "msi". A red arrow points to the "msi" link for the JDK row. The "msi" link is labeled "msi" with a small icon and "SHA256" below it.

Version	Operating System	Architecture	License	Certified	JDK	zip	msi
8.0.322.0 OpenJDK 8u322-b06 OpenJ9 0.30.0 <a href="#">Latest</a>	Windows	x64	<a href="#">GPLv2+CE</a>	No	JDK	<a href="#">zip</a> SHA256	<a href="#">msi</a> SHA256
					JRE	<a href="#">zip</a> SHA256	<a href="#">msi</a> SHA256

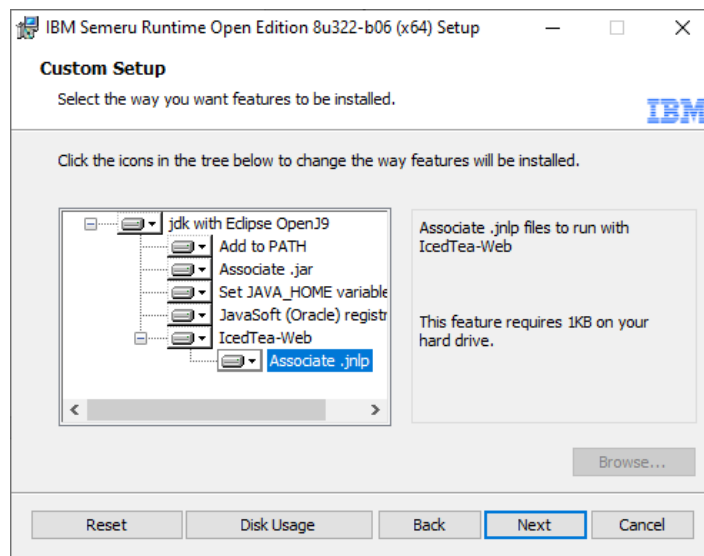
- After the download is complete, right-click the file and select **Open**.
- Click **Next**.



10. Check the box labeled **I accept the terms in the License Agreement**.



11. Make sure all features are selected and that there are no **red Xs** next to any options.



12. Click **Install**. Reboot your computer when installation is complete.

